


Patterns of Injecting Drug Use among Street Children in Ukraine

Assessing Harm Reduction Needs

Joanna Busza

London School of Hygiene & Tropical
Medicine



BACKGROUND

- * Highest HIV prevalence in Europe
- * 6% IDU sample in 2007 BSS were aged 13-19
- * Young people “on the street” an increasingly visible group in urban areas
- * Little research or interventions have targeted them

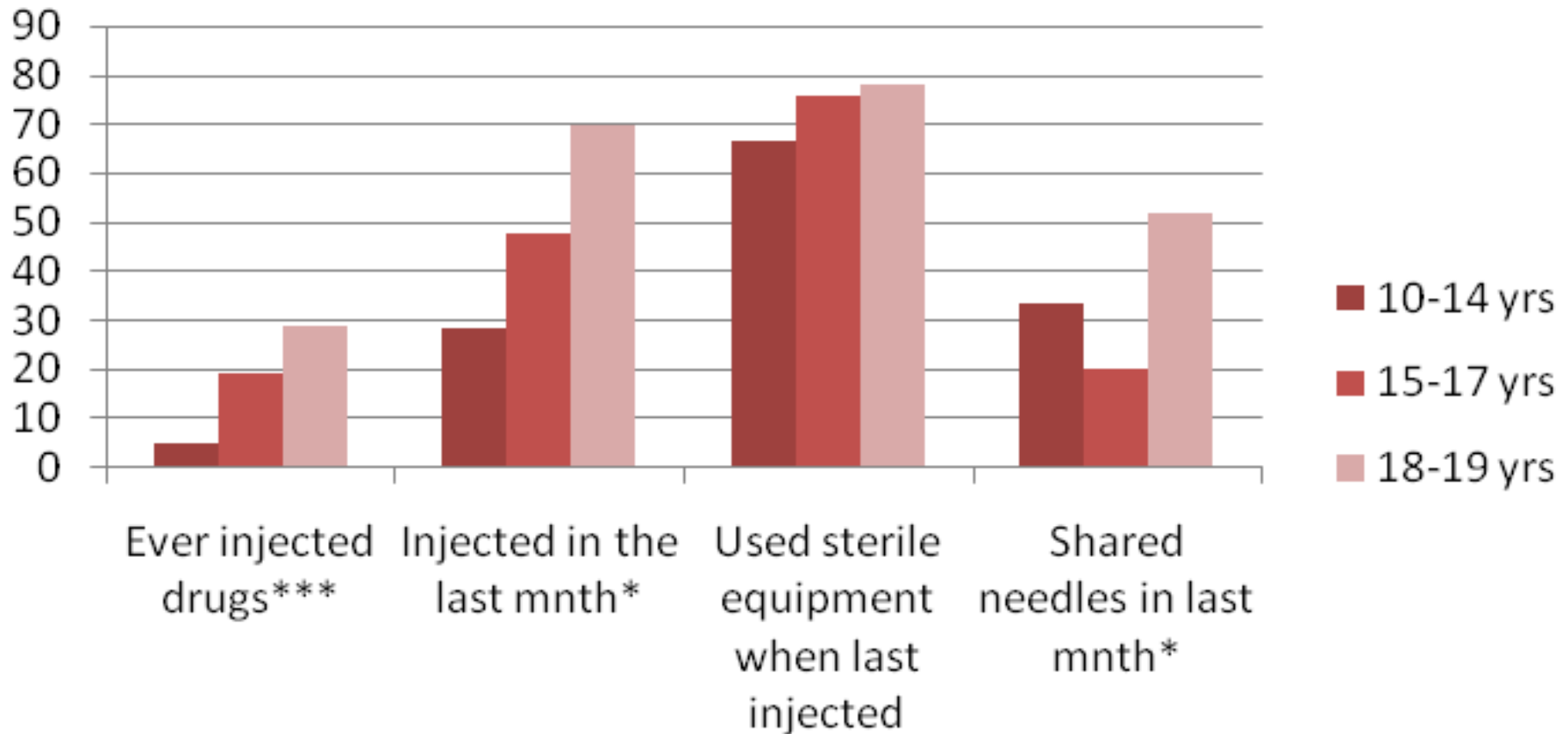
STUDY DESIGN

- * Cross-sectional survey conducted in Kiev, Donetsk, Dnepropetrovsk & Nikolaev
- * 200 children & adolescents (10-19) recruited in each city; quota of 60 girls in each site
- * Network, convenience & snowball sampling
- * 15 module questionnaire on injecting drug use, sexual risk behaviour, and service use.

RESULTS

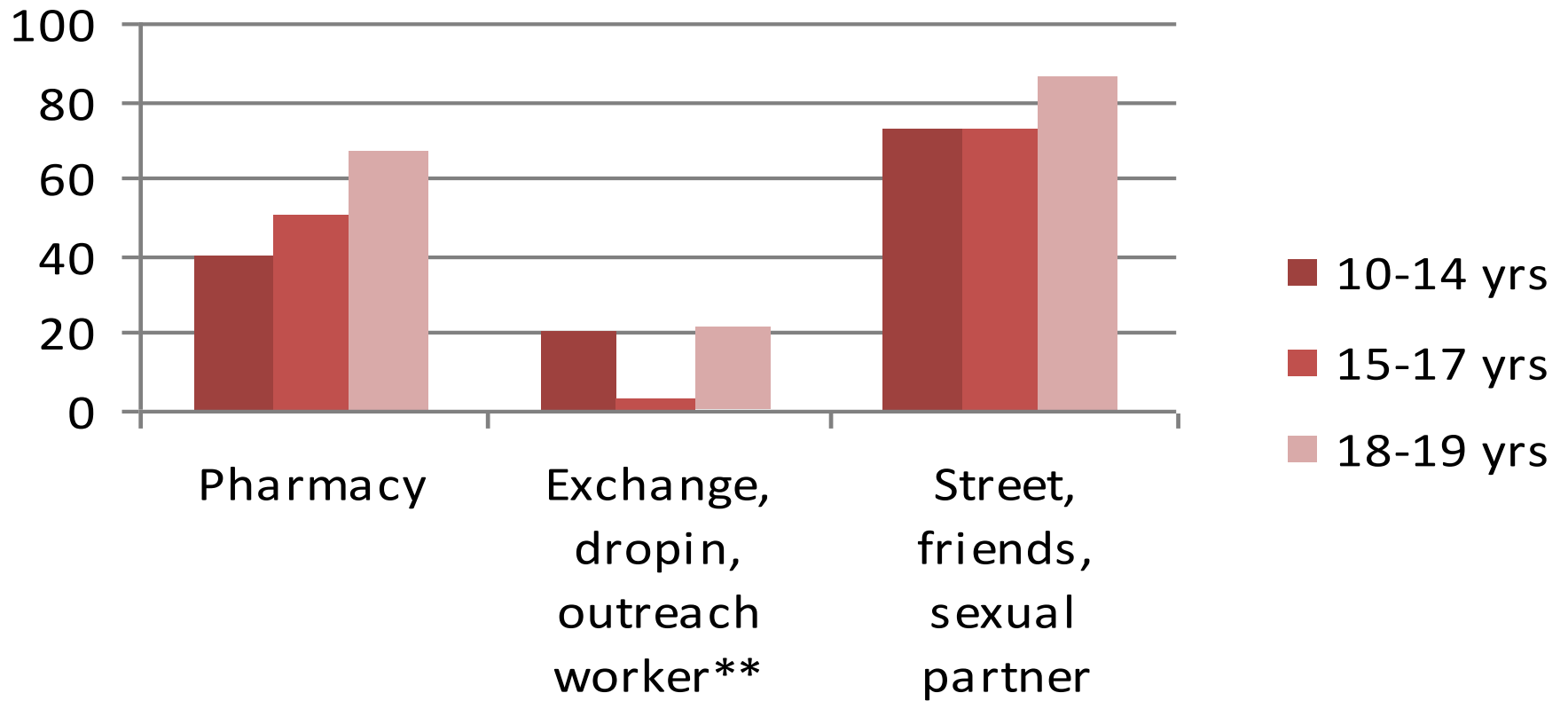
- ✦ Total of 805 respondents
- ✦ Mean age 15
- ✦ 81.5% officially “minors” under 18
- ✦ 35.9% lived on the street for the past 3 months
- ✦ 125 (15.5%) reported ever injecting drugs
- ✦ Over half of IDU (54.4%) initiated injecting by age 15 (mean age 14.4)

INJECTION PATTERNS



* $p \leq 0.05$ ** $p \leq 0.01$ *** $p \leq 0.000$

SERVICE USE

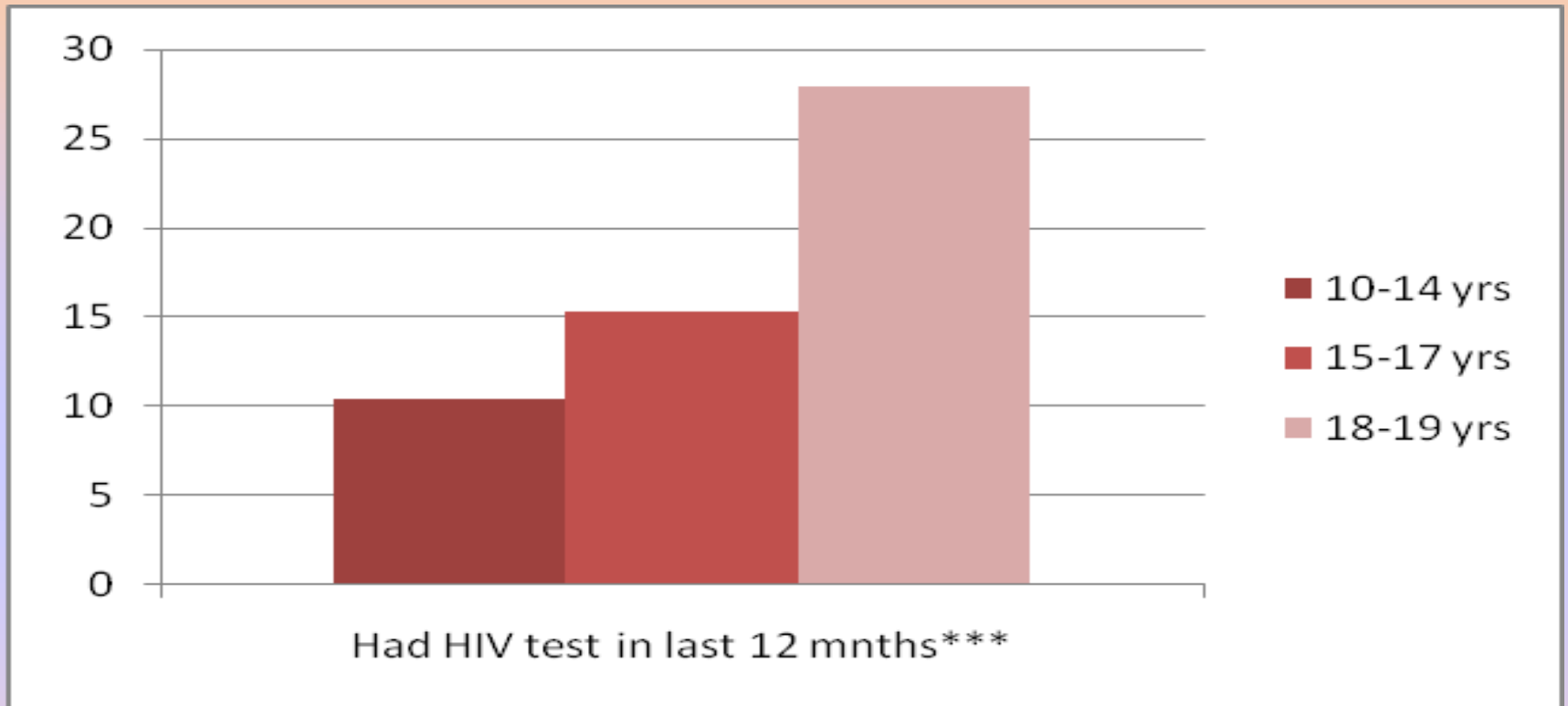


* $p \leq 0.05$ ** $p \leq 0.01$ *** $p \leq 0.000$

% IDU reporting sharing needles in the past month

	Obtained equipment from source	Did not obtain equipment from source
Pharmacies	41.7	54.6
Needle Exchange	25.0	48.4
Street*	85.7	35.7
Injection Site*	60.9	16.8
Friends who Inject	54.2	27.3

HIV TESTING

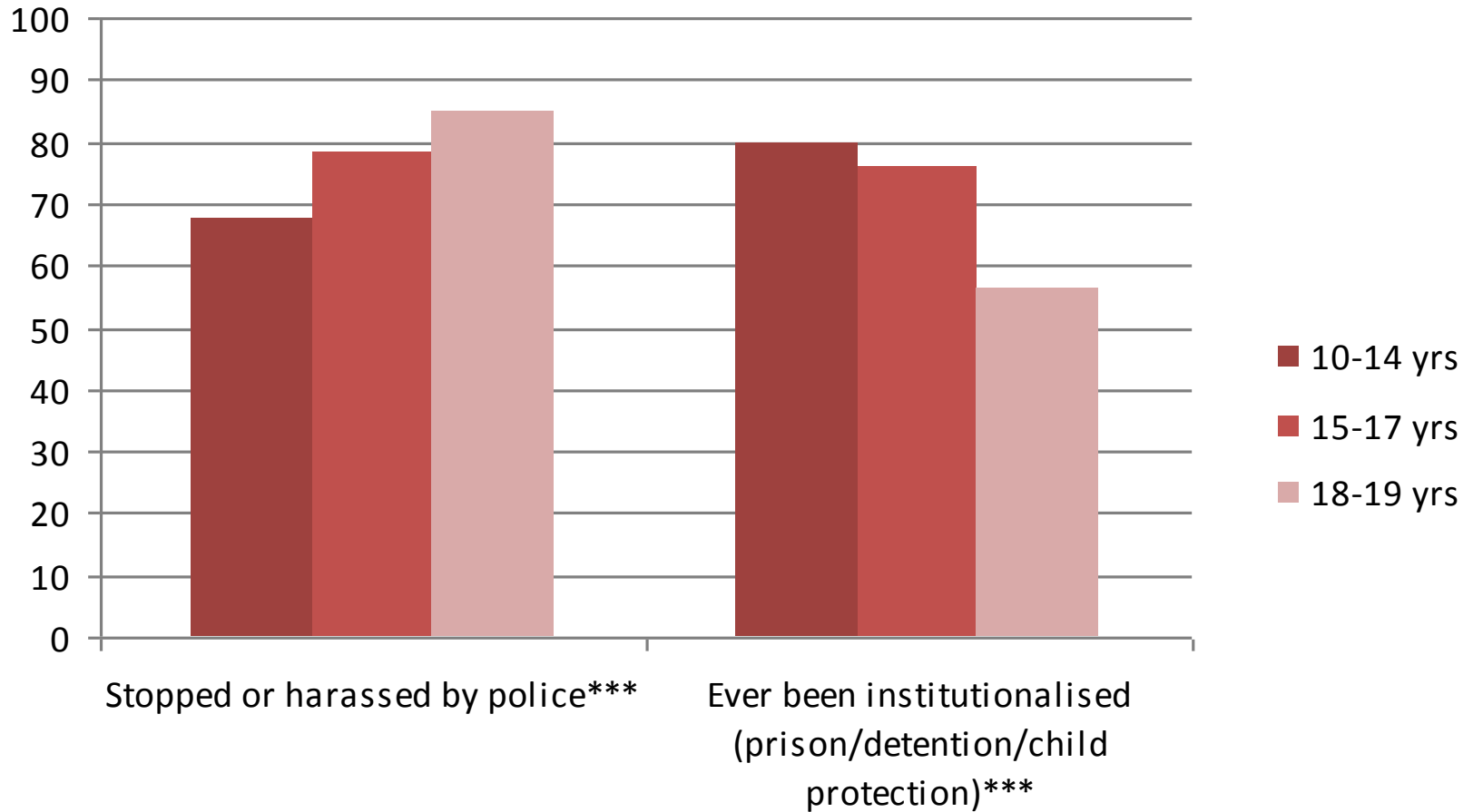


* $p \leq 0.05$ ** $p \leq 0.01$ *** $p \leq 0.000$

Girls more likely to be tested than boys (21.7% vs. 13.3%**in past year)

Among IDU 24.8% reported ever testing for HIV

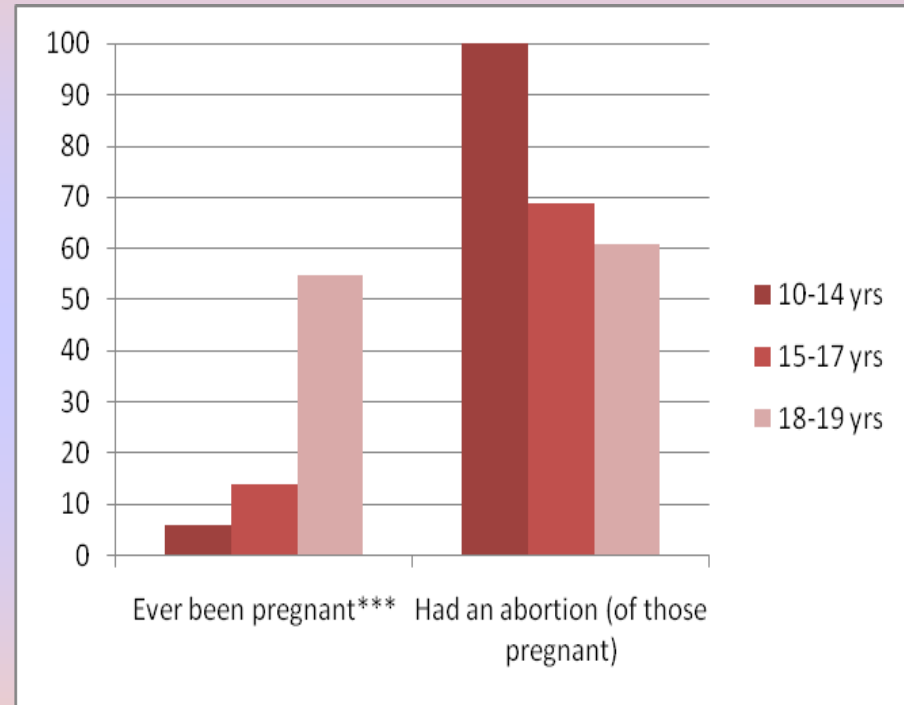
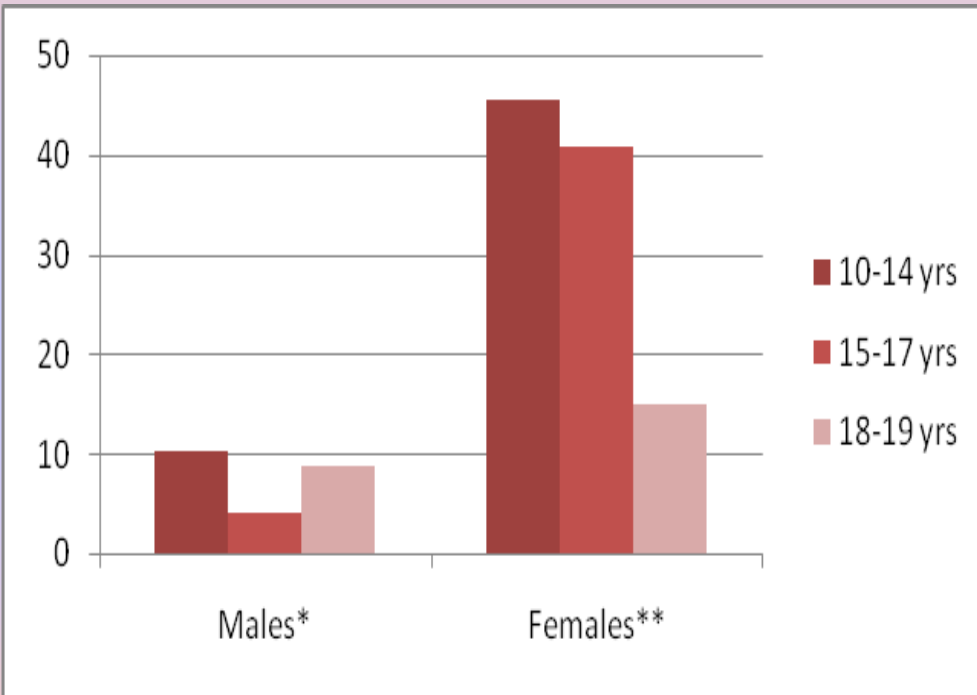
EXPERIENCE WITH AUTHORITIES



Gender & Vulnerability

- ✦ 75.8% IDU girls and 22.8% boys report **exchanging sex** for money, gifts or drugs in the past year
- ✦ Males significantly more likely to report **police harassment**
- ✦ Younger cohort and girls experience highest rates of **forced sex**
- ✦ **Female IDU** are more likely to have IDU sex partners than males (58.3% vs 30.8%)

Forced sex, pregnancy & abortion



* $p \leq 0.05$ ** $p \leq 0.01$ *** $p \leq 0.000$

CONCLUSIONS

- ✧ Street children in Ukraine experience **multi-faceted risk environments**
- ✧ A minority report IDU, but have **poor access** to harm reduction and other services
- ✧ Acceptability of pharmacies and HIV testing suggest programmatic **entry points**
- ✧ **Widespread distrust** for authorities and formal programmes, linked to **police harassment**